

**Independent Auditor's Report on the Half yearly and Year to Date Audited Financial Results of the Company Pursuant to the Regulation 33 of the SEBI (Listing Obligations and Disclosure Requirements) Regulations, 2015, as amended**

To Board of Directors of  
**MARUTI INTERIOR PRODUCTS LIMITED**  
Report on the audit of the Standalone financial results

**Opinion**

We have audited the accompanying statement of standalone financial results of **MARUTI INTERIOR PRODUCTS LIMITED** ("the Company") for the **half year ended 31<sup>st</sup> March, 2023** and the **year to date results for the period 1<sup>st</sup> April, 2022 to 31<sup>st</sup> March, 2023**, attached herewith, being submitted by the company pursuant to the requirement of Regulation 33 of the SEBI (Listing Obligations and Disclosure Requirements) Regulations, 2015 as amended ("Listing Regulations"). This statement is responsibility of the Company's Management and has been approved by the Board of Directors. Our responsibility is to issue an audit report on these financial statements based on our audit.

In our opinion and to the best of our information and according to the explanations given to us these half yearly standalone financial results as well as the year-to-date standalone financial results:

- i) are presented in accordance with the requirements of Regulation 33 of the SEBI (Listing Obligations and Disclosure Requirements) Regulations, 2015 in this regard; and
- ii) give a true and fair view in conformity with the recognition and measurement principles laid down in the applicable accounting standards and other accounting principles generally accepted in India of the net profit and other financial information for the half year ended 31<sup>st</sup> March, 2023 as well as the year to date results for the period from 1<sup>st</sup> April 2022 to 31<sup>st</sup> March 2023.

**Basis for Opinion**

We conducted our audit of the Financial Statements in accordance with the Standards on Auditing (SAs), as specified under Section 143(10) of the Act. Our responsibilities under those Standards are further described in the 'Auditor's Responsibilities for the Audit of the Financial Statements' section of our report. We are independent of the Company in accordance with the 'Code of Ethics' issued by the Institute of Chartered Accountants of India together with the ethical requirements that are relevant to our audit of the financial statements under the provisions of the Act and the Rules there under, and we have fulfilled our other ethical responsibilities in accordance with these requirements and the Code of Ethics. We believe that the audit evidence we have obtained is sufficient and appropriate to provide a basis for our audit opinion on the Financial Statements.

**Management's Responsibility for the financial statements**

These half yearly standalone financial results as well as the year-to-date standalone financial results have been prepared on the basis of interim financial statements. The Company's Board of Directors are responsible for the preparation of these financial results that give a true & fair view of the net profit/loss and other financial information in accordance with the recognition and measurement principles laid down in Indian Accounting Standard 34, 'interim Financial Reporting' prescribed under section 133 of the Act read with relevant rules issued thereunder and other accounting principles generally accepted in India and in compliance with Regulation 33 of the Listing Regulations.





This responsibility also includes maintenance of adequate accounting records in accordance with the provisions of the Act for safeguarding of the assets of the company and for preventing and detecting frauds and other irregularities; selection and application of appropriate accounting policies; making judgements and estimates that are responsible and prudent; and design, implementation and maintenance of adequate internal financial controls that were operating effectively for ensuring the accuracy and completeness of the accounting records, relevant to the preparation & presentation of the Standalone financial results that give a true and fair view and are free from material misstatement, whether due to fraud or error.

In preparing the Standalone Financial results, the Board of Directors are responsible for assessing the Company's ability to continue as a going concern, disclosing, as applicable, matters related to going concern and using the going concern basis of accounting unless Board of Directors, either intends to liquidate the Company or to cease operations, or has no realistic alternative but to do so.

The Board of Directors are responsible for overseeing the Company's financial reporting process.

#### **Auditor's Responsibilities for the Audit of the Standalone Financial Results**

- 1 Our objectives are to obtain reasonable assurance about whether the Standalone financial results as a whole are free from material misstatement, whether due to fraud or error, and to issue an auditor's report that includes our opinion. Reasonable assurance is a high level of assurance, but is not a guarantee that an audit conducted in accordance with SAs will always detect a material misstatement when it exists. Misstatements can arise from fraud or error and are considered material if, individually or in the aggregate, they could reasonably be expected to influence the economic decisions of users taken on the basis of these Standalone financial results.
- 2 As part of an audit in accordance with SAs, we exercise professional judgment and maintain professional scepticism throughout the audit. We also:
  - Identify and assess the risks of material misstatement of the financial results, whether due to fraud or error, design and perform audit procedures responsive to those risks, and obtain audit evidence that is sufficient and appropriate to provide a basis for our opinion. The risk of not detecting a material misstatement resulting from fraud is higher than for one resulting from error, as fraud may involve collusion, forgery, intentional omissions, misrepresentations, or the override of internal control.
  - Obtain an understanding of internal control relevant to the audit in order to design audit procedures that are appropriate in the circumstances, but not for the purpose of expressing an opinion on the effectiveness of the company's internal control.
  - Evaluate the appropriateness of accounting policies used and the reasonableness of accounting estimates and related disclosures made by the Board of Directors.
  - Conclude on the appropriateness of the Board of Directors use of the going concern basis of accounting and, based on the audit evidence obtained, whether a material uncertainty exists related to events or conditions that may cast significant doubt on the Company's ability to continue as a going concern. If we conclude that a material uncertainty exists, we are required to draw attention in our auditor's report to the related disclosures in the financial results or, if such disclosures are inadequate, to modify our opinion. Our conclusions are based on the audit evidence obtained up to the date of our auditor's report. However, future events or conditions may cause the Company to cease to continue as a going concern.



- Evaluate the overall presentation, structure and content of the Standalone Financial results, including the disclosures, and whether the Financial Statements results represent the underlying transactions and events in a manner that achieves fair presentation.
- 3 We communicate with those charged with governance regarding, among other matters, the planned scope and timing of the audit and significant audit findings, including any significant deficiencies in internal control that we identify during our audit.
- 4 We also provide those charged with governance with a statement that we have complied with relevant ethical requirements regarding independence, and to communicate with them all relationships and other matters that may reasonably be thought to bear on our independence, and where applicable, related safeguards.

#### Other Matters


The Statement includes the Standalone financial results for the half year ended 31<sup>st</sup> March, 2023 being the balancing figure between the audited figures in respect of the full financial year ended 31<sup>st</sup> March, 2023 and the published unaudited year-to-date figures up to the first half of the current financial year, which were subjected to a limited review by us, as required under the Listing Regulations.

The financial results of the company for the half year ended 31<sup>st</sup> March 2022 were audited by the predecessor auditor Finava & Associates, Chartered Accountants, Rajkot who expressed an unmodified opinion on those financial results vide their audit report dated May 30, 2022.

**FOR H. B. KALARIA & ASSOCIATES**  
Chartered Accountants  
Reg. No. 104571W

DATE: 30/05/2023  
PLACE: RAJKOT  
UDIN: 23155474BGVSIR6765



  
**HARDIK KALARIA**  
PARTNER  
M.No. 155474



**MARUTI INTERIOR PRODUCTS LIMITED**

(Previously known as MARUTI INTERIOR PRODUCTS PRIVATE LIMITED)

Reg. Office Plot Np 13 Survey No 236 Krishna Ind Estate Veraval, Tal:Kotda Sangani Dist:Rajkot Gujarat.

CIN: U36998GJ1997PLC031719, Website: everyday-india.com E- Mail: paresh@everyday-india.com

**Audited Standalone Statement of Financial Results for the half year ended on 31st March, 2023**

Rs. In Lacs

Particulars	Half year Ended On			Year Ended On	
	31.03.2023 (Audited)	30.09.2022 (Unaudited)	31.03.2022 (Audited)	31.03.2023 (Audited)	31.03.2022 (Audited)
1 INCOME FROM OPERATIONS					
a Net Sales/income from operations	1776.01	2112.63	1650.63	3888.64	2797.08
TOTAL Income from Operation (Net)	1776.01	2112.63	1650.63	3888.64	2797.08
b Other Income	18.00	10.35	4.14	28.35	5.25
<b>TOTAL INCOME</b>	<b>1794.01</b>	<b>2122.98</b>	<b>1654.77</b>	<b>3916.99</b>	<b>2802.33</b>
2 EXPENSES					
a Cost of materials consumed	542.52	642.48	701.15	1185.00	1076.51
b Purchase of Stock in trade	531.08	860.04	637.90	1391.12	944.44
c Changes in inventories of finished goods, work-in-progress and stock-in-trade	53.34	(138.79)	(296.13)	(85.45)	(333.23)
d Excise Duty Expense	0.00				
e Employee benefits expenses	173.35	152.87	166.12	326.21	296.13
f Finance Costs	11.75	16.92	11.40	28.68	20.51
g Depreciation and amortisation expense	27.11	26.49	25.40	53.60	47.84
h Other expenses	229.86	216.56	201.74	446.42	338.55
<b>TOTAL EXPENSES</b>	<b>1569.01</b>	<b>1776.58</b>	<b>1447.57</b>	<b>3345.58</b>	<b>2390.75</b>
3 Profit/(Loss) from ordinary activities before exceptional items	225.01	346.40	207.20	571.41	411.59
4 Exceptional items (Note)	(0.78)	0.00	0.00	(0.78)	0.00
5 Profit/(Loss) from ordinary activities	225.78	346.40	207.20	572.18	411.59
6 Extraordinary Items	0.00	0.00	0.00	0.00	0.00
7 Profit Before tax	225.78	346.40	207.20	572.18	411.59
8 Tax expenses					
1. Income Tax Expense	54.58	85.42	49.10	140.00	101.60
2. Deferred tax Expense	(3.92)	3.74	5.87	(0.18)	11.48
9 Net Profit/(Loss) for the period	<b>175.12</b>	<b>257.24</b>	<b>152.23</b>	<b>432.36</b>	<b>298.51</b>
10 Paid-up equity share capital	755.00	755.00	755.00	755.00	755.00
11 Reserves excluding revaluation reserves					
12 Basic number of Equity Shares outstanding	75,50,000	75,50,000	75,50,000	75,50,000	75,50,000
13 Weighted average number of Equity Shares outstanding	75,50,000	75,50,000	58,00,000	75,50,000	58,00,000
14 Earning Per Share (Face Value of Rs.10/-) Basic & Diluted but not annualised	<b>2.32</b>	<b>3.41</b>	<b>2.62</b>	<b>5.73</b>	<b>5.15</b>
Debt Equity Ratio	0.27	0.33	0.26	0.27	0.26
Interest Coverage Ratio	0.05	0.05	0.05	0.05	0.05
Debt Service Coverate Ratio	6.04	9.02	6.46	7.55	6.65

EPS for Half Year ended not annualised

See accompanying notes to the financial results.





**MARUTI INTERIOR PRODUCTS LIMITED**

(Previously known as MARUTI INTERIOR PRODUCTS PRIVATE LIMITED)

Reg. Office Plot Np 13 Survey No 236 Krishna Ind Estate Veraval, Tal:Kotda Sangani Dist:Rajkot Gujarat.


CIN: U36998GJ1997PLC031719, Website: everyday-india.com E- Mail: paresh@everyday-india.com

**Audited Standalone Statement of Assets and Liabilities as at 31st March, 2023**

(Rs. in lacs)

Particulars	As At 31.03.2023 (Audited)	As At 31.03.2022 (Audited)
<b>A EQUITY AND LIABILITIES</b>		
1 Shareholders' funds		
a Share Capital	755.00	755.00
b Reserve & Surplus	2028.51	1597.24
<b>Sub-Total Shareholders' funds</b>	<b>2783.51</b>	<b>2352.24</b>
2 Share application money pending allotment		
3 Non Current Liabilities		
a Long-Term Borrowings	135.14	105.86
b Deferred Tax Liabilities (net)	2.16	2.33
c Other long term liabilities	0.00	0.00
d Long-Term Provisions	25.22	24.46
<b>Sub-Total Non Current Liabilities</b>	<b>162.52</b>	<b>132.65</b>
4 Current Liabilities		
a Short-Term Borrowings	131.28	52.52
b Trade Payables		
(i) Total outstanding dues of micro enterprises and small enterprises	Nil	Nil
(ii) Total outstanding dues of creditors other than micro enterprises and small enterprises	369.25	334.52
c Other Current Liabilities	83.16	68.81
d Short-Term Provisions	14.93	21.50
<b>Sub-Total Current Liabilities</b>	<b>598.62</b>	<b>477.34</b>
<b>TOTAL EQUITY AND LIABILITIES</b>	<b>3544.66</b>	<b>2962.23</b>
<b>B ASSETS</b>		
1 Non-Current Assets		
a Fixed Assets	665.31	697.70
b Work in Progress	641.68	272.22
c Non- Current Investments	2.50	2.50
d Deferred Tax Assets (net)		
e Long-term loans and advances	26.91	17.19
f Other Non current assets		
<b>Sub-Total Non Current Assets</b>	<b>1336.39</b>	<b>989.61</b>
2 Current Assets		
a Current Investments		
b Inventories	909.45	863.63
c Trade Receivables	740.28	418.81
d Cash & Cash Equivalents	402.79	433.67
e Short Term loans and advances	51.68	59.96
f Other Current Assets	104.07	196.56
<b>Sub-Total Current Assets</b>	<b>2208.27</b>	<b>1972.63</b>
<b>TOTAL ASSETS</b>	<b>3544.66</b>	<b>2962.23</b>

See accompanying notes to the financial results.





**MARUTI INTERIOR PRODUCTS LIMITED**

**(Previously known as MARUTI INTERIOR PRODUCTS PRIVATE LIMITED)**


Reg. Office Plot Np 13 Survey No 236 Krishna Ind Estate Veraval, Tal:Kotda Sangani Dist:Rajkot Gujarat.

CIN: U36998GJ1997PLC031719, Website: everyday-india.com E- Mail: paresh@everyday-india.com

**Audited Standalone Cash Flow Statement for the year ended 31st March, 2023**

**(Rs. in Lacs)**

Particulars	For the Year Ended	
	31-03-2023 Audited	31-03-2022 Audited
<b>A. Cash flow from operating activities</b>		
<b>Net profit before taxation</b>	<b>572.18</b>	<b>411.59</b>
<u>Adjustment for:</u>		
(Profit)/Loss on Sale of Assets	(0.78)	0.00
Depreciation & Amortization	53.60	47.84
Finance Cost	28.68	20.51
Interest Income	(27.16)	(2.21)
<b>Operating Profit before working capital changes</b>	<b>626.53</b>	<b>477.73</b>
<u>Movements in working capital:</u>		
Increase/-Decrease in Trade Payables	34.74	138.36
Increase/-Decrease in Other Current Liabilities	14.35	30.62
Increase/-Decrease in Short Term Provisions	0.36	1.35
Increase/-Decrease in Long Term Provisions	0.77	24.46
Decrease/-Increase in Long Term Loans and Advances	(9.72)	14.06
Decrease/-Increase in Inventories	(45.82)	(393.76)
Decrease/-Increase in Trade Receivable	(321.47)	(179.45)
Decrease/-Increase in Short Term Loans and Advances	8.28	(45.39)
Decrease/-Increase in Other Current Assets	92.49	(129.64)
<b>Sub-Total Movement in Working Capital</b>	<b>(226.03)</b>	<b>(539.40)</b>
Cash generated from operations	400.50	(61.67)
Direct taxes paid (net of refunds)	(146.92)	(100.70)
<b>NET CASH FROM OPERATING ACTIVITIES</b>	<b>253.57</b>	<b>(162.37)</b>
<b>B. Cash flow from investing activities</b>		
Purchase of fixed assets including Capital WIP & Capital Advances	(393.39)	(392.28)
Proceeds from sale of fixed assets	3.50	0.00
(Increase)/Decrease in Fixed Deposit	0.00	(1.00)
Increase in interest receivable	27.16	2.21
<b>NET CASH FLOW FROM INVESTING ACTIVITIES</b>	<b>(362.73)</b>	<b>(391.07)</b>
<b>C. Cash flow from financing activities</b>		
Proceeds / Repayment of Long-term borrowings	52.87	(21.47)
Proceeds / Repayment of Short-term borrowings	55.17	(16.30)
Equity Share Issued	0.00	740.00
Changes in Reserves & Surplus	(1.08)	282.47
Finance Cost	(28.68)	(20.51)
<b>NET CASH CLOW FROM FINANCING ACTIVITIES</b>	<b>78.28</b>	<b>964.18</b>
<b>NET INCREASE IN CASH AND CASH EQUIVALENTS (A+B+C)</b>	<b>(30.88)</b>	<b>410.74</b>
Cash and cash equivalents at the beginning of the year	433.67	22.93
<b>Cash and cash equivalents at the end of the year</b>	<b>402.79</b>	<b>433.67</b>
<b>Components of cash and cash equivalents as at the end of the year</b>		
Cash on hand	0.91	0.57
Cash on hand (Unutilised Foreign Currency in INR)	1.00	0.94
Balance with Bank Accounts		
in Current Account	0.00	18.82
in OD Account	0.58	12.05
in Fixed Deposit	400.30	401.29
<b>TOTAL</b>	<b>402.79</b>	<b>433.67</b>





**MARUTI INTERIOR PRODUCTS LIMITED****(Previously known as MARUTI INTERIOR PRODUCTS PRIVATE LIMITED)**Reg. Office Plot Np 13 Survey No 236 Krishna Ind Estate Veraval, Tal:Kotda Sangani Dist:Rajkot Gujarat.  
CIN: U36998GJ1997PLC031719, Website: everyday-india.com E- Mail: paresh@everyday-india.com**Notes to Standalone Financial Results:**

- 1 The above standalone financial results of the company for the half year ended March 31, 2023 have been reviewed and approved by the Audit Committee & taken on record by the Board of Directors at the Board Meeting held on **May 30, 2023** in terms of Regulation 33 of SEBI (Listing Obligations and Disclosure Requirement) Regulation, 2015.
- 2 The Standalone Financial Results have been prepared in accordance with the Accounting Standards as notified under Section 133 of the Companies Act 2013 ("Act"), read with relevant rules issued there under and other accounting principles generally accepted in India (Indian GAAP) as amended from time to time.
- 3 The standalone financial results for the year ended March 31, 2023 were audited by the statutory auditor of the Company and comparative standalone financial results for the half year ended 31<sup>st</sup> March 2022 were audited by the predecessor auditor Finava and Associates. The statutory auditor has given unmodified opinion.
- 4 Figures for the half year ended March 31, 2023 and March 31, 2022 is balancing figures between audited figures in respect of full financial year and the published unaudited figures of half year ended September, 2022 and September, 2021, respectively which were subject to limited review only and were not audited. The management has exercised necessary due diligence to ensure that the said comparative results provide a true and fair view of its affairs.
- 5 The company is in the business of manufacturing manufacturing of Kitchen Storage Accessories, like Cabinet Basket, Drawer and other Accessories and therefore the company's business falls within a single business segment of House furnishing. Therefore disclosure under Accounting standard (AS) 17- Segment Reporting is not reported separately.
- 6 The Earning Per Share (EPS) has been computed in accordance with the Accounting Standard on Earnings Per Share (AS 20) which required effect of bonus issue to be given till the earliest period reported.
- 7 As per MCA Notification dated 16<sup>th</sup> Feb 2015, Companies whose share are listed on the SME Exchange as referred to in Chapter XB of SEBI (Issued of Capital and Disclosure Requirements) Regulations, 2009 are exempted from the Compulsory requirement of adoption of IND AS for preparation of Financial results.
10. The company has utilised proceeds from IPO as per the object clause of the prospectus dated 22/01/2022 filed with SEBI on 04/02/2022.



Sr. No.	Object of the Issue	Amount allocated for Project	Amount Utilized till march 2023	Deviation if any
1	Issue related Exp.	Rs. 60 Lacs	Rs. 60 Lacs	-
2	To set up fully automatic Nickel/Chrome Plating Plant and Powder Coating Plant including shed	Rs. 665 Lacs	Rs. 265 Lacs	Rs. 400 Lacs FD with AU Small Finance Bank Ltd
3	Working Capital Requirement	Rs. 285 Lacs	Rs. 285 Lacs	-
4	General Corporate Purpose	Rs. 90 Lacs	Rs. 90 Lacs	-
	<b>TOTAL</b>	<b>Rs. 1100 Lacs</b>	<b>Rs. 700 Lacs</b>	<b>Rs.400 Lacs</b>

11. Figures for previous half year/year have been regrouped /recast wherever necessary.

Date: 30/05/2023

Place: Veraval(Shapar), Rajkot

For and on behalf of Board of Directors

Paresh Purushotam Duragaria  
Managing Director  
00320470



**Independent Auditor's Report on the Consolidated Annual Financial Results of the Company pursuant to the Regulation 33 of Securities and Exchange Board of India (Listing Obligations and Disclosure Requirement) Regulation, 2015(as amended)**

To  
**MARUTI INTERIOR PRODUCTS LIMITED**  
**Report on the Audit of Consolidated Financial Results**

**Opinion**

We have audited the accompanying statement of Consolidated financial results of **MARUTI INTERIOR PRODUCTS LIMITED** ("the Holding Company"), its subsidiary(holding company and its subsidiary together referred to as "the Group"), for the **half year ended 31<sup>st</sup> March, 2023** and for the period **1<sup>st</sup> April, 2022 to 31<sup>st</sup> March, 2023**, ("the statement"), being submitted by the Holding company pursuant to the requirement of Regulation 33 of the SEBI (Listing Obligations and Disclosure Requirements) Regulations, 2015 as amended ("Listing Regulations").

In our opinion and to the best of our information and according to the explanations given to us and based on the consideration of the reports of the other auditors on separate financial statements of the Subsidiary Company, the Statement:

- i) Include the financial results of M/S **NOGGAH LIFESTYLE PRODUCTS PRIVATE LIMITED** (the subsidiary company)
- ii) Is presented in accordance with the requirements of Regulation 33 of the Listing Regulations in this regard; and
- iii) give a true and fair view in conformity with the applicable accounting standards, and other accounting principles generally accepted in india, of net profit/ loss and other comprehensive income and other financial information of the Group for the year ended **31<sup>st</sup> March,2023**.

**Basis for opinion**

We conducted our audit in accordance with the Standards on Auditing (SAs) specified under Section 143(10) of the Companies Act, 2013. Our responsibilities under those Standards are further described in the Auditor's Responsibilities for the Audit of the Consolidated Financial Statements section of our report. We are independent of the Group in accordance with the Code of Ethics issued by the Institute of Chartered Accountants of India together with the ethical requirements that are relevant to our audit of the financial statements under the provisions of the Companies Act, 2013 and the Rules thereunder, and we have fulfilled our other ethical responsibilities in accordance with these requirements and the Code of Ethics. We believe that the audit evidence obtained by us and other auditors in terms of their reports referred to in "Other Matter" Paragraph below, is sufficient and appropriate to provide a basis for our opinion.





### **Management Responsibilities for the Consolidated Financial Results**

These half yearly financial results as well as the year-to-date consolidated financial results have been prepared on the basis of the consolidated annual financial statements.

The Holding Company's Board of Directors are responsible for the preparation and presentation of these consolidated financial results that give a true and fair view of the net profit/ loss and other comprehensive income and other financial information of the group. The respective Board of Directors of the Companies included in the Group are responsible for maintenance of adequate accounting records in accordance with the provisions of the Act for safeguarding of the assets of the Group and for preventing and detecting frauds and other irregularities; selection and application of appropriate implementation and maintenance of accounting policies; making judgments and estimates that are reasonable and prudent; and design, implementation and maintenance of adequate internal financial controls, that were operating effectively for ensuring the accuracy and completeness of the accounting records, relevant to the preparation and presentation of the consolidated financial statement that give a true and fair view and are free from material misstatement, whether due to fraud or error, which have been used for the purpose of preparation of the consolidated financial statements by the directors of the Holding Company, as aforesaid.

In preparing the consolidated financial results, the respective Board of Directors of the companies included in the Group are responsible for assessing the ability of the Group, to continue as a going concern, disclosing, as applicable, matters related to going concern and using the going concern basis of accounting unless management either intends to liquidate the Group or to cease operations, or has no realistic alternative but to do so.

The respective Board of Directors of the companies included in the Group are responsible for overseeing the company's financial reporting process of the Group.

### **Auditor's Responsibility for the Audit of the Consolidated Financial Statements**

Our objectives are to obtain reasonable assurance about whether the consolidated financial statements as a whole are free from material misstatement, whether due to fraud or error, and to issue an auditor's report that includes my opinion. Reasonable assurance is a high level of assurance, but is not a guarantee that an audit conducted in accordance with SAs will always detect a material misstatement when it exists. Misstatements can arise from fraud or error and are considered material if, individually or in the aggregate, they could reasonably be expected to influence the economic decisions of users taken on the basis of these consolidated financial statements.





As part of an audit in accordance with SAs, we exercise professional judgment and maintain professional skepticism throughout the audit. We also:

1. Identify and assess the risks of material misstatement of the consolidated financial results, whether due to fraud or error, design and perform audit procedures responsive to those risks, and obtain audit evidence that is sufficient and appropriate to provide a basis for my opinion. The risk of not detecting a material misstatement resulting from fraud is higher than for one resulting from error, as fraud may involve collusion, forgery, intentional omissions, misrepresentations, or the override of internal control.
2. Obtain an understanding of internal control relevant to the audit in order to design audit procedures that are appropriate in the circumstances. Under Section 143(3)(i) of the Companies Act, 2013, We are also responsible for expressing our opinion on whether the company and its subsidiary company which is incorporated in India has adequate internal financial controls system in place and the operating effectiveness of such controls.
3. Evaluate the appropriateness of accounting policies used and the reasonableness of accounting estimates and related disclosures made by the Board of Directors.
4. Conclude on the appropriateness of the Board of Directors use of the going concern basis of accounting and, based on the audit evidence obtained, whether a material uncertainty exists related to events or conditions that may cast significant doubt on the ability of the Group to continue as a going concern. If we conclude that a material uncertainty exists, we are required to draw attention in our auditor's report to the related disclosures in the consolidated financial statements or, if such disclosures are inadequate, to modify our opinion. Our conclusions are based on the audit evidence obtained up to the date of my auditor's report. However, future events or conditions may cause the Group to cease to continue as a going concern.
5. Evaluate the overall presentation, structure and content of the consolidated financial statements, including the disclosures, and whether the consolidated financial statements represent the underlying transactions and events in a manner that achieves fair presentation.

We communicate with those charged with governance of the Holding Company and its subsidiary company included in the consolidated financial statements of which we are the independent auditors, where applicable, regarding, among other matters, the planned scope and timing of the audit and significant audit findings, including any significant deficiencies in internal control that We identify during our audit.

We also provide those charged with governance, where applicable, with a statement that We have complied with relevant ethical requirements regarding independence, and to communicate with them all relationships and other matters that may reasonably be thought to bear on our independence, and where applicable, related safeguards.

We also performed procedures in accordance with the circular issued by the SEBI under Regulation 33(8) of the Listing Regulations, as amended, to the extent applicable.





### Other Matters

The consolidated Financial Results include the audited Financial Results of 1 Subsidiary, whose interim Financial Results reflect Holding Company's Share of Total Assets of Rs. 149.53 Lakhs as at 31<sup>st</sup> March, 2023, Holding Company's share of total revenue Rs. 30.28 Lakhs and Rs. 31.65 and Holding Company's share of total net profit/(loss) after tax Rs. (23.94) Lakhs Rs. (26.44) for the half year ended 31<sup>st</sup> March, 2023 and for the period from 1<sup>st</sup> April, 2022 to 31<sup>st</sup> March, 2023 respectively, as considered in the consolidated financial results, which have been audited by their respective independent auditor. The independent auditor's report on the financial statements of these entities have been furnished to us and our opinion on the consolidated financial results, in so far as it relates to the amounts and disclosures included in respect of the subsidiary is based solely on such auditors and the procedures performed by us are as stated in paragraph above.

Our opinion on the Consolidated Financial Results is not modified in respective of the above matters with respect to our reliance on the work done and the reports of the other auditors and the financial results certified by the Board of Directors.


The Statement includes the Consolidated financial results for the half year ended 31st March, 2023 being the balancing figure between the audited figures in respect of the full financial year ended 31st March, 2023 and the published unaudited year-to-date figures up to the first half of the current financial year, which were subjected to a limited review by us, as required under the Listing Regulations.

The financial results of the company for the half year ended 31<sup>st</sup> March 2022 were audited by the predecessor auditor Finava & Associates, Chartered Accountants, Rajkot who expressed an unmodified opinion on those financial results vide their audit report dated May 30, 2022.

**FOR H. B. KALARIA & ASSOCIATES**  
Chartered Accountants  
Reg. No. 104571W

DATE: 30/05/2023  
PLACE: RAJKOT  
UDIN: 23155474BGVSI9508



  
**HARDIK KALARIA**  
PARTNER  
M.No. 155474



**MARUTI INTERIOR PRODUCTS LIMITED**

(Previously known as MARUTI INTERIOR PRODUCTS PRIVATE LIMITED)

Reg. Office Plot Np 13 Survey No 236 Krishna Ind Estate Veraval, Tal:Kotda Sangani Dist:Rajkot Gujarat.

CIN: U36998GJ1997PLC031719, Website: everyday-india.com E- Mail: paresh@everyday-india.com



**Audited Consolidated Statement of Financial Results for the year ended on 31st March, 2023**

Rs. In Lacs

Particulars	Half year Ended On			Year Ended On	
	31.03.2023 (Audited)	30.09.2022 (Unaudited)	31.03.2022 (Audited)	31.03.2023 (Audited)	31.03.2022 (Audited)
1 INCOME FROM OPERATIONS					
a Net Sales/income from operations	1805.15	1984.95	1650.63	3790.10	2797.08
TOTAL Income from Operation (Net)	1805.15	1984.95	1650.63	3790.10	2797.08
b Other Income	18.00	10.35	4.14	28.35	5.25
<b>TOTAL INCOME</b>	<b>1823.15</b>	<b>1995.30</b>	<b>1654.77</b>	<b>3818.44</b>	<b>2802.33</b>
2 EXPENSES					
a Cost of materials consumed	567.60	642.48	701.15	1210.08	1076.51
b Purchase of Stock in trade	531.08	860.04	637.90	1391.12	944.44
c Changes in inventories of finished goods, work-in-progress and stock-in-trade	61.32	(267.15)	(296.13)	(205.82)	(333.23)
d Excise Duty Expense	0.00				
e Employee benefits expenses	173.35	152.87	166.12	326.21	296.13
f Finance Costs	11.76	16.92	11.40	28.68	20.51
g Depreciation and amortisation expense	27.11	26.49	25.40	53.60	47.84
h Other expenses	249.88	219.73	201.74	469.60	338.55
<b>TOTAL EXPENSES</b>	<b>1622.09</b>	<b>1651.39</b>	<b>1447.57</b>	<b>3273.48</b>	<b>2390.75</b>
3 Profit/(Loss) from ordinary activities before exceptional items	201.06	343.90	207.20	544.97	411.59
4 Exceptional items (Note	(0.78)	0.00	0.00	(0.78)	0.00
5 Profit/(Loss) from ordinary activities	201.84	343.90	207.20	545.74	411.59
6 Extraordinary Items	0.00	0.00	0.00	0.00	0.00
7 Profit Before tax	201.84	343.90	207.20	545.74	411.59
8 Tax expenses					
1. Income Tax Expense	54.58	85.42	49.10	140.00	101.60
2. Deferred tax Expense	(3.92)	3.74	5.87	(0.18)	11.48
9 Net Profit/(Loss) for the period	<b>151.17</b>	<b>254.75</b>	<b>152.23</b>	<b>405.92</b>	<b>298.51</b>
10 Paid-up equity share capital	755.00	755.00	755.00	755.00	755.00
11 Reserves excluding revaluation reserves					
12 Basic number of Equity Shares outstanding	75,50,000	75,50,000	75,50,000	75,50,000	75,50,000
13 Weighted average number of Equity Shares outstanding	75,50,000	75,50,000	58,00,000	75,50,000	58,00,000
14 Earning Per Share (Face Value of Rs.10/-) Basic & Diluted but not annualised	<b>2.00</b>	<b>3.37</b>	<b>2.62</b>	<b>5.38</b>	<b>5.15</b>
Debt Equity Ratio	0.28	0.33	0.26	0.28	0.26
Interest Coverage Ratio	0.06	0.05	0.05	0.05	0.05
Debt Service Coverate Ratio	5.43	8.95	6.46	7.22	6.65

EPS for Half Year ended not annualised

See accompanying notes to the financial results.



**MARUTI INTERIOR PRODUCTS LIMITED**

(Previously known as MARUTI INTERIOR PRODUCTS PRIVATE LIMITED)

Reg. Office Plot Np 13 Survey No 236 Krishna Ind Estate Veraval, Tal:Kotda Sangani Dist:Rajkot Gujarat.


CIN: U36998GJ1997PLC031719, Website: everyday-india.com E- Mail: paresh@everyday-india.com

**Audited Consolidated Statement of Assets and Liabilities as at 31st March, 2023**

(Rs. in lacs)

Particulars	As At 31.03.2023 (Audited)	As At 31.03.2022 (Audited)
<b>A EQUITY AND LIABILITIES</b>		
1 Shareholders' funds		
a Share Capital	755.00	755.00
b Reserve & Surplus	2002.07	1597.24
<b>Sub-Total Shareholders' funds</b>	<b>2757.07</b>	<b>2352.24</b>
2 Share application money pending allotment		
3 Non Current Liabilities		
a Long-Term Borrowings	135.14	105.86
b Deferred Tax Liabilities (net)	2.16	2.33
c Other long term liabilities	0.00	0.00
d Long-Term Provisions	25.22	24.46
<b>Sub-Total Non Current Liabilities</b>	<b>162.52</b>	<b>132.65</b>
4 Current Liabilities		
a Short-Term Borrowings	131.28	52.52
b Trade Payables	0.00	0.00
(i) Total outstanding dues of micro enterprises and small enterprises	0.00	Nil
(ii) Total outstanding dues of creditors other than micro enterprises and small enterprises	374.08	334.77
c Other Current Liabilities	83.29	68.81
d Short-Term Provisions	14.93	21.50
<b>Sub-Total Current Liabilities</b>	<b>603.58</b>	<b>477.59</b>
<b>TOTAL EQUITY AND LIABILITIES</b>	<b>3523.17</b>	<b>2962.48</b>
<b>B ASSETS</b>		
1 Non-Current Assets		
a Fixed Assets	665.31	697.70
b Work in Progress	641.68	272.22
c Non- Current Investments	1.50	1.50
d Deferred Tax Assets (net)	0.00	0.00
e Long-term loans and advances	26.91	17.19
f Other Non current assets	0.00	0.00
<b>Sub-Total Non Current Assets</b>	<b>1335.39</b>	<b>988.61</b>
2 Current Assets		
a Current Investments		
b Inventories	1029.83	863.63
c Trade Receivables	570.83	418.81
d Cash & Cash Equivalents	409.22	434.67
e Short Term loans and advances	71.76	59.96
f Other Current Assets	106.15	196.81
<b>Sub-Total Current Assets</b>	<b>2187.78</b>	<b>1973.88</b>
<b>TOTAL ASSETS</b>	<b>3523.17</b>	<b>2962.48</b>

See accompanying notes to the financial results.





**MARUTI INTERIOR PRODUCTS LIMITED**

(Previously known as MARUTI INTERIOR PRODUCTS PRIVATE LIMITED)


Reg. Office Plot Np 13 Survey No 236 Krishna Ind Estate Veraval, Tal:Kotda Sangani Dist:Rajkot Gujarat.

CIN: U36998GJ1997PLC031719, Website: everyday-india.com E- Mail: paresh@everyday-india.com

**Audited Consolidated Cash Flow Statement for the year ended 31st March, 2023**

(Rs. in Lacs)

Particulars	For the Year Ended	
	31-03-2023 Audited	31-03-2022 Audited
<b>A. Cash flow from operating activities</b>		
<b>Net profit before taxation</b>	<b>545.74</b>	<b>411.59</b>
<u>Adjustment for:</u>		
Excess/Short provision for tax written back/off	0.00	0.00
(Profit)/Loss on Sale of Assets	(0.78)	0.00
Depreciation & Amortization	53.60	47.84
Finance Cost	28.68	20.51
Interest Income	(27.16)	(2.21)
<b>Operating Profit before working capital changes</b>	<b>600.09</b>	<b>477.73</b>
<u>Movements in working capital:</u>		
Increase/-Decrease in Trade Payables	39.31	138.61
Increase/-Decrease in Other Current Liabilities	14.48	30.62
Increase/-Decrease in Short Term Provisions	0.36	1.35
Increase/-Decrease in Long Term Provisions	0.77	24.46
Decrease/-Increase in Long Term Loans and Advances	(9.72)	14.06
Decrease/-Increase in Inventories	(166.20)	(393.76)
Decrease/-Increase in Trade Receivable	(152.02)	(179.45)
Decrease/-Increase in Short Term Loans and Advances	(11.80)	(45.39)
Decrease/-Increase in Other Current Assets	90.66	(129.89)
<b>Sub-Total Movement in Working Capital</b>	<b>(194.16)</b>	<b>(539.40)</b>
Cash generated from operations	405.93	(61.67)
Direct taxes paid (net of refunds)	(146.92)	(100.70)
<b>NET CASH FROM OPERATING ACTIVITIES</b>	<b>259.00</b>	<b>(162.37)</b>
<b>B. Cash flow from investing activities</b>		
Purchase of fixed assets including Capital WIP & Capital Advances	(393.39)	(392.28)
Proceeds from sale of fixed assets	3.50	0.00
(Increase)/Decrease in Fixed Deposit	0.00	0.00
Increase in interest receivable	27.16	2.21
<b>NET CASH FLOW FROM INVESTING ACTIVITIES</b>	<b>(362.73)</b>	<b>(390.07)</b>
<b>C. Cash flow from financing activities</b>		
Proceeds / Repayment of Long-term borrowings	52.87	(21.47)
Proceeds / Repayment of Short-term borrowings	55.17	(16.30)
Equity Share Issued	0.00	740.00
Changes in Reserves & Surplus	(1.08)	282.47
Finance Cost	(28.68)	(20.51)
<b>NET CASH CLOW FROM FINANCING ACTIVITIES</b>	<b>78.27</b>	<b>964.18</b>
<b>NET INCREASE IN CASH AND CASH EQUIVALENTS (A+B+C)</b>	<b>(25.45)</b>	<b>411.74</b>
<b>Cash and cash equivalents at the beginning of the year</b>	<b>434.67</b>	<b>22.93</b>
<b>Cash and cash equivalents at the end of the year</b>	<b>409.22</b>	<b>434.67</b>
<b>Components of cash and cash equivalents as at the end of the year</b>		
Cash on hand	1.95	1.57
Cash on hand (Unutilised Foreign Currency in INR)	1.00	0.94
Balance with Bank Accounts		
in Current Account	5.39	18.82
in OD Account	0.58	12.05
in Fixed Deposit	400.30	401.29
<b>TOTAL</b>	<b>409.22</b>	<b>434.67</b>





**MARUTI INTERIOR PRODUCTS LIMITED**

**(Previously known as MARUTI INTERIOR PRODUCTS PRIVATE LIMITED)**

Reg. Office Plot Np 13 Survey No 236 Krishna Ind Estate Veraval, Tal:Kotda Sangani Dist:Rajkot Gujarat.

CIN: U36998GJ1997PLC031719, Website: everyday-india.com E- Mail: [paresh@everyday-india.com](mailto:paresh@everyday-india.com)


**Notes to Consolidated Financial Results:**

- 1 The above consolidated financial results of the company for the half year ended March 31, 2023 have been reviewed and approved by the Audit Committee & taken on record by the Board of Directors at the Board Meeting held on **May 30, 2023** in terms of Regulation 33 of SEBI (Listing Obligations and Disclosure Requirement) Regulation, 2015.
- 2 The Consolidated Financial Results have been prepared in accordance with the Accounting Standards as notified under Section 133 of the Companies Act 2013 ("Act"), read with relevant rules issued there under and other accounting principles generally accepted in India (Indian GAAP) as amended from time to time.
- 3 The Consolidated financial results for the year ended March 31, 2023 were audited by the statutory auditor of the Company and comparative consolidated financial results for the half year ended 31<sup>st</sup> March 2022 were audited by the predecessor auditor Finava and Associates. The statutory auditor has given unmodified opinion.
- 4 Figures for the half year ended March 31, 2023 and March 31, 2022 is balancing figures between audited figures in respect of full financial year and the published unaudited figures of half year ended September, 2022 and September, 2021, respectively which were subject to limited review only and were not audited. The management has exercised necessary due diligence to ensure that the said comparative results provide a true and fair view of its affairs.
- 5 The company is in the business of manufacturing manufacturing of Kitchen Storage Accessories, like Cabinet Basket, Drawer and other Accessories and therefore the company's business falls within a single business segment of House furnishing. Therefore disclosure under Accounting standard (AS) 17- Segment Reporting is not reported separately.
- 6 The Earning Per Share (EPS) has been computed in accordance with the Accounting Standard on Earnings Per Share (AS 20) which required effect of bonus issue to be given till the earliest period reported.
- 7 As per MCA Notification dated 16<sup>th</sup> Feb 2015, Companies whose share are listed on the SME Exchange as referred to in Chapter XB of SEBI (Issued of Capital and Disclosure Requirements) Regulations, 2009 are exempted from the Compulsory requirement of adoption of IND AS for preparation of Financial results.
- 8 Figures for previous half year/year have been regrouped /recast wherever necessary.

Date: 30/05/2023

Place: Veraval(Shapar), Rajkot

For and on behalf of Board of Directors

  
Paresh Purushotam Lunagaria  
Managing Director  
00320470







To,  
**BSE Limited**  
Phiroze Jeejeebhoy Towers  
Dalal Street,  
Mumbai - 400 001

Date : 30.05.2023

Dear Sir,

**Subject :** Declaration in respect of Audit Reports with Unmodified Opinion for the  
Financial Year ended 31<sup>st</sup> March, 2023

**Ref :** Script Id : "SPITZE" and Script Code : 543464

With reference to captioned subject this is to inform you that pursuant to the provisions of Regulation 33(3)(d) of the SEBI (Listing Obligations and Disclosure Requirements) Regulations, 2015 as amended by SEBI (Listing Obligations and Disclosure Requirements) (Amendment) Regulations, 2016 vide SEBI Circular No. CIR/CFD/CMD/56/2016 dated 27th May, 2016, We hereby confirm and declare that the Statutory Auditors of the Company M/s. H. B, Kalaria & Associates, Chartered Accountants, Rajkot, have issued Unmodified Audit Report on Standalone and Consolidated Financial Statements of the Company for the half year / year ended 31st March 2023

Please acknowledge and take on your record.

Thanking you,

**For, MARUTI INTERIOR PRODUCTS LIMITED**

Lunagaria Paresh  
Purushotam

**PARESH PURUSHOTAM LUNAGARIA  
(MANAGING DIRECTOR)  
(DIN: 00320470)**



9, 10, 11A, 13, Jay Krishna Industrial Estate,  
Survey No. 236, Behind Vikas Stove, Veraval (Shapar),  
District: Rajkot, Gujarat, INDIA 360024.

Phone : +91 2827 253895/96 | Email : info@everyday-india.com  
www.spitzebyeveryday.com | www.everyday-india.com  
www.noggahdenims.com | www.noggahsunglasses.com